

ELECTRIC BLANKET

USER'S MANUAL

EN



SENCOR®

SUB 181BL / SUB 181BE

Before first use, please read all instructions contained in this user's manual carefully, even if you are already familiar with using similar products. Only use this product in accordance with the instructions described in the user's manual. Keep the user's manual in a safe place where it can be easily retrieved for future use.

Save the original packaging, including the internal packing material, warranty card and proof of purchase receipt, at least for the duration of the warranty. If you need to ship this product, pack it in the original cardboard box to ensure maximum protection during shipping or transport (e.g. when moving or when you need to send this product for repair).

EN-1

CONTENTS

IMPORTANT SAFETY NOTICE	3
EXPLANATION OF SYMBOLS	6
INSTRUCTIONS FOR USE	6
CLEANING AND MAINTENANCE	7
TECHNICAL DETAILS	7
INSTRUCTIONS AND INFORMATION REGARDING THE DISPOSAL OF USED PACKAGING MATERIALS . . .	8
DISPOSAL OF USED ELECTRICAL AND ELECTRONIC EQUIPMENT	8

IMPORTANT SAFETY NOTICE

- This appliance may be used by children 8 years of age and older and by persons with physical or mental impairments or by inexperienced persons, if they are properly supervised or have been informed about how to use the product in a safe manner and understand the potential dangers. Cleaning and maintenance performed by the user must not be performed by children unless they are older than 8 years of age and under supervision. Keep this appliance and the power cord out of reach of children younger than 8 years of age. Children must not play with the appliance.
- Carefully unpack the product and take care not to throw away any part of the packaging before you find all the parts of the product.
- This product must not be used by persons (including children) with physical or mental impairments or by inexperienced persons, unless properly trained or schooled in the safe use of the product, or unless they have been properly supervised by a qualified person who will be responsible for their safety.
- Under no circumstances should you try to modify or repair the product on your own - danger of electric shock! Entrust all repairs and adjustments to a specialised company/service. Tampering with the product during the warranty period may void the warranty.
- Never use the product if you have wet hands or feet.
- Only store and use the product away from flammable or volatile materials and solutions.
- Keep the product away from extreme temperatures, direct sunlight and excessive humidity and do not use it in a dusty environment.
- Do not place the product near heaters, open fires or other appliances or equipment that are sources of heat.
- This product is designed for household use. Do not use it in industrial surroundings or outdoors!
- This appliance is not designed medical use in hospitals.

ELECTRIC BLANKET

SUB 181BL / SUB 181BE

- The product must not be used as a cushion for household pets. There is a danger of it being chewed apart and may result in injury by electrical shock with the possible subsequent death of the animal.
- Do not use the product for purposes other than those intended.
- Before connecting the product to the power outlet ensure that the voltage on the label is the same as that in the power outlet.
- Do not place the power cord near hot places or sharp objects. Do not place heavy objects on the power cord. Position the cord so that it will not be stepped on or tripped over. Make sure the power cord is not touching a hot surface.
- If the power cord of the product is damaged have it repaired by an authorised service technician to prevent causing a dangerous situation. It is forbidden to use a product with a damaged power cord or plug.
- Do not disconnect the power cord from the wall outlet by pulling the cord.
- Do not spray the product with water or any other liquid. Do not submerge the product in water or any other liquid during operation.
- Never use the product near a bathtub, wash basin or any other container filled with water.
- If you are not using the product, or if you know that you will not be using it soon, turn it off and disconnect the power cord from the wall socket. Prior to cleaning, proceed in the same manner.
- Never leave the product switched on without supervision.
- Before storing always allow the product to fully cool down.
- Use extra care if the product is used near children. Always keep the product out of the reach of children. Children must be supervised to ensure that they do not play with the product.
- Do not use the product for indoor heating purposes.
- Do not place the electric blanket under a mattress.
- Do not penetrate the electric blanket with a needle or other sharp objects.









ELECTRIC BLANKET

SUB 181BL / SUB 181BE

EN

- Do not place large or heavy items such as luggage, etc. on the electric blanket.
- Ensure that the electric blanket switch is not covered by blankets, pillows or similar objects and that it is easily accessible.
- Do not fold, bend or scrunch up the electric blanket during operation.
- Do not use the electric blanket on adjustable position beds. If you do use it on an adjustable position bed then ensure that the electric blanket is not bent or that its power cord is not caught or twisted somewhere.
- The manufacturer takes no responsibility for damages caused by the incorrect use of this product and its accessories (injuries, burns, scalding, fire, food spoilage, etc.).
- Inspect the appliance frequently for signs of damage or wear.
- In the event that such signs do appear, or if the appliance was incorrectly used, return it to the supplier without any further use.
- **WARNING!** The user should not fall asleep while using the appliance.
- Only use the appliance with the supplied removable control unit marked with the same model number as the model number of the electric blanket. Only use the electric blanket as a heating underlay. Do not roll up the blanket and do not wrap yourself in it.
- This blanket must not be used by persons who are unable to sense heat or by persons that are not able to react to heat.
- Children up to 3 years of age must not use this blanket because they are unable to react to overheating.
- In the event of long term use or when using overnight, set the switch only to level „1“. Do not set the switch to level „2“ for long term or overnight use.

EXPLANATION OF SYMBOLS

	The product may only be washed by hand at a temperature of max. 40 °C. The product must not be washed in a washing machine.		The product must not be bleached.
	The product must not be dried in a drum dryer.		The product must not be ironed. Steaming is forbidden.
	Do not penetrate with pins.		Do not use folded or crumpled up.
	Read this manual.		Children up to 3 years of age must not use this blanket because they are unable to react to overheating.

INSTRUCTIONS FOR USE

- 1) Unfold the electric blanket at the location where you will be using it and ensure that it is not folded over or bent and that the power cord with the controls is at the top section nearer to your head. Check that the electric blanket is really flat and even. Every time you use the electric blanket, please make sure that it is properly spread and folded out.
- 2) Connect the power plug to a power socket.
- 3) Turn on the electric blanket using the switch.
 - level 0 = heating is turned off
 - level 1 = lower power, the red indicator on the controller is dim
 - level 2 = higher power, the red indicator on the controller is bright

**Note:**

After switching to level 1, the electric blanket will heat up to the operating temperature within about 30 minutes. At level 2, the electric blanket will heat up to the operating temperature within about 60 minutes.

**Warning:**

In the event of long term use or when using overnight, set the switch only to level "1". Do not set the switch to level "2" for long term or overnight use.

**Note:**

- 1) If the electric blanket is turned on, the switch may be a little warm, so for this reason it must not be covered during operation.
- 2) You should not test the temperature of blanket with your hand, because hands are less sensitive than the skin on your body. The temperature felt by the hand feels lower and could feel unpleasant on other parts of your body.
- 3) When used, the electric blanket must be covered by for example a blanket, otherwise heat losses would be too high and the blanket would not heat up sufficiently.

ELECTRIC BLANKET

SUB 181BL / SUB 181BE

EN

CLEANING AND MAINTENANCE



Warning:

Before cleaning disconnect this product from the power source.

Small stains can be removed using a rag or a damp sponge dipped in lukewarm water. Larger stains can be removed by washing.

Washing procedure:

- 1) First disconnect the blanket from the power cord by pulling the safety upwards.
- 2) Wash by hand at a max. temperature of 40 °C.
- 3) After washing, thoroughly rinse the blanket in lukewarm water.
- 4) Do not wring the blanket or spin-dry in a drum clothes dryer.
- 5) Loosely place the blanket on a clothes line and allow it to dry naturally.



Warning:

- Never wash the electric blanket together with the power cord!
- Do not use fans or other appliances for drying, allow the blanket to dry naturally in the air.
- Never dry the blanket by turning it on!

TECHNICAL SPECIFICATIONS

Nominal voltage:	230 V AC
Nominal frequency:	50 Hz
Rated power:60 W
Electric shock protection class: II
Length of electric cord:	2.2 m
Dimensions:	150 × 80 cm

Amendments to text and technical parameters are reserved.

INSTRUCTIONS AND INFORMATION REGARDING THE DISPOSAL OF USED PACKAGING MATERIALS

Dispose of packaging material at a public waste disposal site.

DISPOSAL OF USED ELECTRICAL AND ELECTRONIC APPLIANCES



The meaning of the symbol on the product, its accessory or packaging indicates that this product shall not be treated as household waste. Please, dispose of this product at your applicable collection point for the recycling of electrical & electronic equipment waste. Alternatively in some states of the European Union or other European states you may return your products to your local retailer when buying an equivalent new product. The correct disposal of this product will help save valuable natural resources and help in preventing the potential negative impact on the environment and human health, which could be caused as a result of improper liquidation of waste. Please ask your local authorities or the nearest waste collection centre for further details. The improper disposal of this type of waste may fall subject to national regulations for fines.

For business entities in the European Union

If you wish to dispose of an electrical or electronic device, request the necessary information from your seller or supplier.

Disposal in other countries outside the European Union

If you wish to dispose of this product, request the necessary information about the correct disposal method from local government departments or from your seller.



This product meets all the basic EU regulation requirements that relate to it.

Changes to the text, design and technical specifications may occur without prior notice and we reserve the right to make these changes.