



EN ■ Foot Warmer

READ CAREFULLY AND STORE FOR FUTURE USE.

- This appliance may be used by children 8 years of age and older and by persons with physical or mental impairments or by inexperienced persons, if they are properly supervised or have been informed about how to use the appliance in a safe manner and understand the potential dangers. Children must not play with the appliance. Cleaning and maintenance performed by the user must not be performed by unsupervised children.
- If the power cord is damaged, it must be replaced by the manufacturer, its service technician or by a similarly qualified person, as this will prevent a dangerous situation from arising.
- **Important instructions. Store for future reference.**
- The appliance must not be used if it shows signs of damage.
- The appliance must not be used for heating animals.
- Before using, it is necessary to take off shoes worn outdoors.



Read this user's manual.



Do not insert pins or any other items into the product.



The product is not suitable for children 3 years of age and younger.



The main parts of the product with el. power supply cannot be washed!!!



The removable insert may only be washed by hand. The product must not be washed in a washing machine.



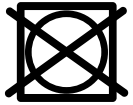
Do not use folded over or crumpled.



Only use the product inside of buildings.



The product must not be bleached.



The product must not be dried in a drum dryer.



The product must not be ironed. Steaming is forbidden.



The product must not be dry cleaned.

- Carefully unpack the appliance and take care not to throw away any part of the packaging before you find all the parts of the appliance.
- This product must not be used by persons (including children) with physical or mental impairments or by inexperienced persons, unless properly trained or schooled in the safe use of the product, or unless they have been properly supervised by a qualified person who will be responsible for their safety.
- Under no circumstances should you try to repair or amend the product on your own – danger of electrical shock! Entrust all repairs and adjustments to a specialised company/service.
- Tampering with the product during the warranty period may void the warranty.
- Never use the product if you have wet hands or feet.
- Do not use the product with your shoes on. Before using the product, always remove your shoes.
- The electrical and magnetic field emitted by the product may interfere with pacemakers. Before using, consult your doctor.
- Only store and use the product away from flammable or volatile materials and solutions.
- Keep the product away from extreme temperatures, direct sunlight and excessive humidity. Do not use in an overly dusty environment.
- Do not place the product near heaters, open fires or other appliances or equipment that are sources of heat.

- This appliance is designed for household use. Do not use it in industrial surroundings or outdoors!
- The product must not be used as a mat for household pets. There is a risk of it being bitten to pieces and injury by electrical shock with the possible consequence of the animal's death.
- Do not use the product for purposes other than those intended.
- Before connecting the product to a power socket, ensure that the voltage on the rating label is the same as that in your power socket.
- Do not place the power cord near hot surfaces or over sharp objects. Do not place heavy objects on the power cord. Position the power cord so that it will not be stepped on or tripped over. Make sure the power cord is not touching a hot surface.
- Do not disconnect the power cord from a power socket by pulling on the cord.
- Do not spray the product with water or any other liquid. Do not submerge the product in water or any other liquid during operation.
- Never use the product near a bathtub, wash basin or any other container filled with water.
- When not using the product, or when not planning to use it, turn it off and disconnect the power cord from the power socket. Prior to cleaning, proceed in the same manner.
- Never leave the product switched on without supervision.
- Be especially careful when the product is used near children. Always keep the product out of children's reach. Children must be supervised to ensure that they do not play with the product.
- Do not use the product for indoor heating purposes.
- Do not place the product underneath mattresses.
- Do not place large or heavy items such as luggage, etc. on the product.
- Ensure that the switch is not covered by blankets, pillows or similar objects and that it is easily accessible.
- Do not fold, bend or scrunch up the product during operation.
- The manufacturer takes no responsibility for damages caused by the incorrect use of this product and its accessories (injuries, burns, scalding, fire, food spoilage, etc.).

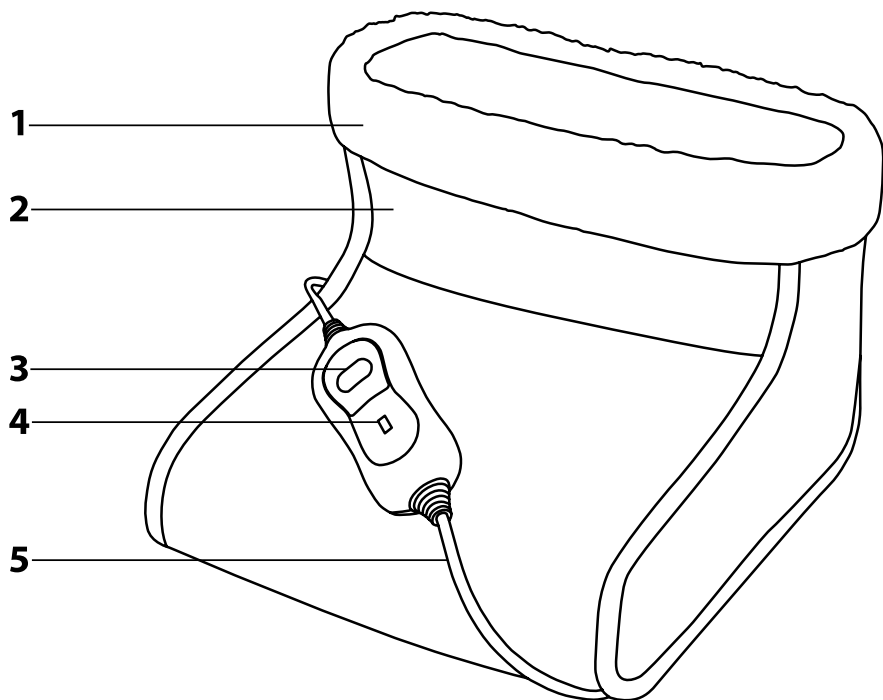


WARNING!

The user should not fall asleep while using the appliance.

- Children aged 3–8 years of age may only use this product when under the supervision of persons responsible for their safety and only after being instructed about the operation of the product and potential dangers arising from not following the instructions.

A



- Prior to using this appliance, please read the user's manual thoroughly, even in cases, when one has already familiarised themselves with previous use of similar types of appliances. Only use the appliance in the manner described in this user's manual. Keep this user's manual in a safe place where it can be easily retrieved for future use.
- We recommend saving the original cardboard box, packaging material, purchase receipt and responsibility statement of the vendor or warranty card for at least the duration of the legal liability for unsatisfactory performance or quality. In the event of transportation, we recommend that you pack the appliance in the original box from the manufacturer.

DESCRIPTION OF THE APPLIANCE

A1 Inner insert of the foot warmer

A2 Foot warmer

A3 Display

A4 Temperature control unit

A5 Power cord

BEFORE FIRST USE

- Make sure that the product is in no way damaged before first use.

CONTROLS

- Unwind the power cord. Insert the power plug into a power socket.
- Using the control unit **A4**, set the required heat intensity. You may select from the following settings: 0 = off, 1 = low temperature, 2 = medium temperature, 3 = high temperature. The corresponding number will be shown on the display **A3**.
- The product will start producing heat and will reach the set heat intensity after approx. 15 minutes. Please remember that feet are more sensitive to heat than hands.
- We recommend setting a high temperature, and after heating up, to adjust the temperature to a lower level as required.
- The product will automatically turn itself off after 90 minutes of continuous operation. This is a safety mechanism that protects the product against overheating. If you need the product to remain on, slide the control unit **A4** to position 0, wait approx. 10 seconds and then set the heat intensity again using the control unit **A4**.
- When not using the product, set the control unit **A4** to position 0 and disconnect the power plug from the power socket.



Attention:

The foot warmer is equipped with a protection system against overheating. Sensor technology provides protection against overheating across the entire surface of the foot warmer. In the event of a malfunction, the product will automatically turn itself off. If this occurs, no information will appear on the display when the foot warmer is turned on again. In such a case, stop using the foot warmer and contact an authorised service centre that will organise to have the foot warmer repaired safely.



Note:

The product may emit a slight odour when first turned on. This is normal.

Maintenance and Cleaning

- Before cleaning the product, set the control unit **A4** to position 0 and disconnect the power plug from the power socket. Wait until the product cools down completely.
- You may remove the inner insert **A1** and hand wash it in warm water (max. 30 °C) with washing detergent intended for fine laundry. Before reinserting the inner insert **A1** back into the foot warmer **A2**, check that the inner insert **A1** is completely and properly dry.
- Wipe the outer surface of the foot warmer using a soft sponge lightly moistened in clean warm water. Under no condition should you use petrol, coarse cleaning agents, solvents etc. for cleaning.



Warning:

To prevent injury by electrical shock, a dangerous situation or fire from arising, do not submerge the foot warmer **A2** in water or in any other liquid. Do not expose the foot warmer **A2** to dripping or spraying water.

Storage

- Before storing the product, make sure that it has cooled down completely and that the power cord is disconnected from the power socket.
- Do not place any items on the product.
- Store the product out of children's reach in a closed and well-ventilated location away from sources of heat.

Technical Specifications

Rated voltage.....	220–240 V ~
Rated frequency	50 Hz
Rated power input	100 W
Dimensions.....	30 × 30 × 24 cm
Length of the power cord	2.3 m



Safety class for electrical shock protection:

Class II – Electrical shock protection is provided by double or heavy-duty insulation.

We reserve the right to change text and technical specifications.

Instructions and Information Regarding the Disposal of Used Packaging Materials

Dispose of used packaging material at a site designated for waste in your municipality.

Disposal of Used Electrical and Electronic Equipment



This symbol on products or original documents means that used electric or electronic products must not be added to ordinary municipal waste. For proper disposal, renewal and recycling hand over these appliances to determined collection points. Alternatively, in some European Union states or other European countries you may return your appliances to the local retailer when buying an equivalent new appliance.

Correct disposal of this product helps save valuable natural resources and prevents potential negative effects on the environment and human health, which could result from improper waste disposal. Ask your local authorities or collection facility for more details.


In accordance with national regulations penalties may be imposed for the incorrect disposal of this type of waste.

For business entities in European Union states

If you want to dispose of electric or electronic appliances, ask your retailer or supplier for the necessary information.

Disposal in other countries outside the European Union

This symbol is valid in the European Union. If you wish to dispose of this product, request the necessary information about the correct disposal method from the local council or from your retailer.

 This product meets all the basic requirements of EU directives related to it.