

Specifications

Model : GBLE-12-200D

Number of cycles : ≥ 3000 cycles at 80% DOD

Nominal capacity : 200Ah

Nominal Voltage : 12.8V

Charge cut-off voltage : 14.6V

Discharge cut-off voltage : 10V

Continuous charge current : Max.200A @25°C

Charging method : CC-CV

Continuous discharge current : Max.200A @25°C

Peak discharge current : 350A 5S @25°C Battery

dimension : 522*240*218mm

Net Weight : 20.3 Kgs

Load power : ≤ 2560 W

Charge temperature : 0°C~45°C

Discharge temperature : -20°C~60°C

Storage temperature : -10°C~45°C

BMS protection :

Protect battery from over charge,
over discharge, over current,
over temperature, short-circuit etc.

Self discharge rate : $\leq 2\%$ per month @25°C

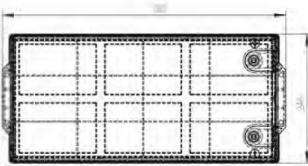
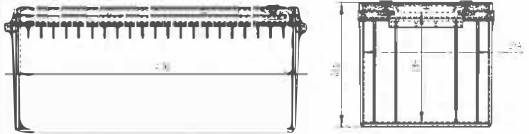
Series & Parallels Connection :

Max 4 Series and 1 Parallel

Connection screw : M8

Display on LCD SCREEN :

Voltage and SOC



General Information:

-Long Life cycles: ≥ 3000 times

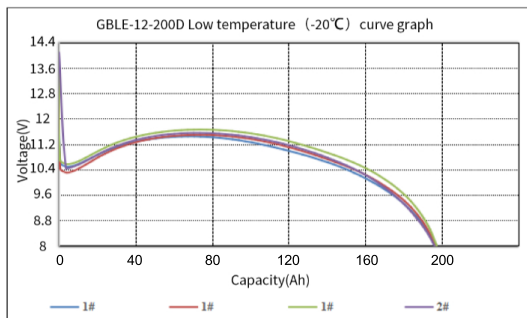
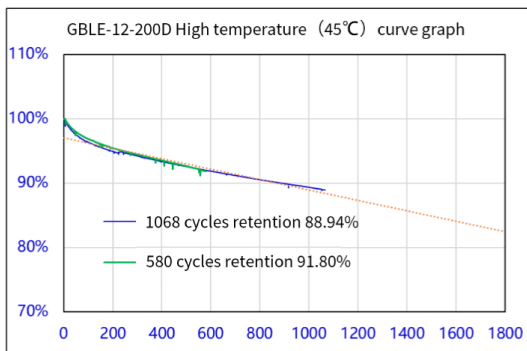
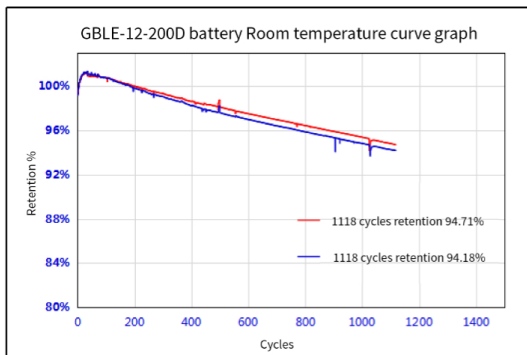
-High Safety: Low risks of fire or explosion

-Light weight: Much lighter than lead acid battery

-Fast charging

-Safety and environmental protection

-Suitable for frequent and deep cycle application



Intelligent Integrated BMS

The heart of a lifepo4 battery is an intelligent BMS (Battery Management System), which serves to monitor and manage the battery cells to ensure safety and efficient operation. It monitors the voltage, current, and temperature of each cells, preventing over-charging, over-discharging, over-heating, short circuit. etc. The BMS also balances the individual cells, extending the battery's lifespan and enhancing overall performance and reliability.

Applications:

Home backup system, EV/RV/AGVs, Boats, campers, trolling motors, off-grid setups, emergency power supply, Communication equipment power supply, Solar energy storage, .ETC.

