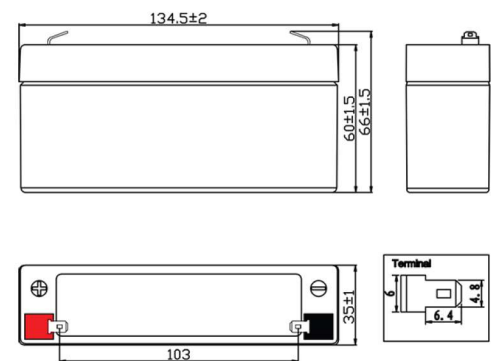


SPECIFICATION

Nominal Voltage	6V (3 cells in series)	
Rated Capacity	3.2Ah	(C ₂₀ , 1.75V/cell)
Dimensions(mm)	Length	134.5±2 mm
	Width	35±1 mm
	Height	60±1.5 mm
	Total Height	66±1.5 mm
Nominal Capacity @25°C (Ah)	20 Hour rate (0.162A to 5.25 volts)	3.24Ah
	10 Hour rate (0.309A to 5.25 volts)	3.09Ah
	5 Hour rate (0.552A to 5.25 volts)	2.76Ah
	1 Hour rate (1.955A to 4.80 volts)	1.95Ah
	15 min rate (5.790A to 4.80 volts)	1.44Ah
Approx. Weight	0.65 kg	
Terminal	T1-A	
Max.Discharge Current	48A @25°C (5s)	
Internal Resistance	20m Ω @25°C (Full Charged Battery)	
Floating Design Life	5 years @25°C	
Ambient Temperature	Charge: -15°C~50°C	
	Discharge: -20°C~60°C	
	Storage: -20°C~50°C	
Container Material	A.B.S, UL94-HB, UL94-V0, Optional	
Self Discharge	VRLA batteries can be stored for more than 6 months at 25°C. Self-Discharge ratio less than 3% per month at 25°C. Please charge batteries before using.	



COMPANY CERTIFICATION



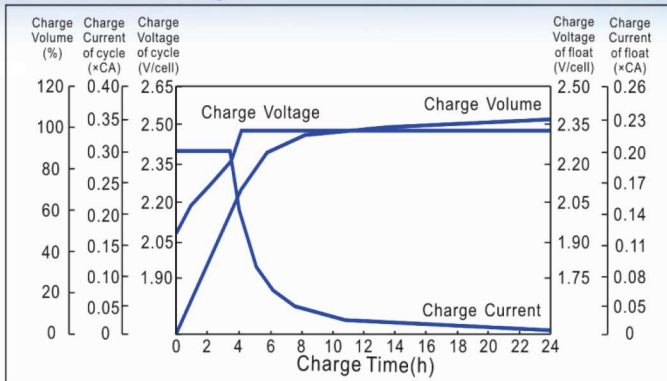
CONSTANT CURRENT DISCHARGE CHARACTERISTICS (A). (25°C)

F.V/Time	5min	10min	15min	30min	60min	2H	3H	5H	8H	10H	20H
1.60V/cell	11.87	7.776	5.790	3.083	1.955	1.102	0.837	0.564	0.374	0.320	0.171
1.70V/cell	10.77	7.204	5.460	2.993	1.912	1.084	0.816	0.556	0.368	0.312	0.165
1.75V/cell	9.671	6.753	5.159	2.903	1.888	1.075	0.808	0.552	0.365	0.309	0.162
1.80V/cell	8.678	6.317	4.858	2.812	1.860	1.066	0.798	0.546	0.360	0.304	0.155

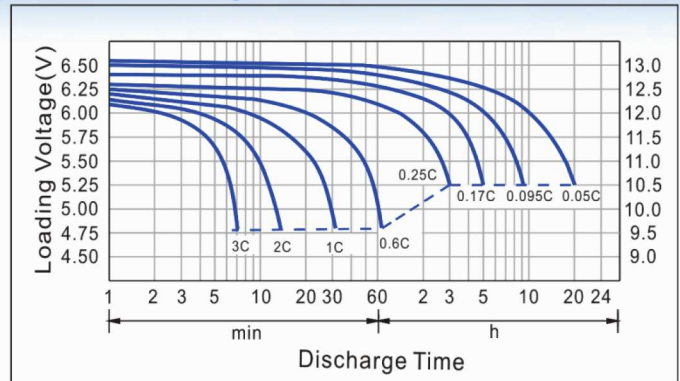
CONSTANT WATTAGE DISCHARGE CHARACTERISTICS (WATT). (25°C)

F.V/Time	5min	10min	15min	30min	60min	2H	3H	5H	8H	10H	20H
1.60V/cell	21.46	14.19	10.66	5.884	3.878	2.185	1.668	1.126	0.746	0.639	0.342
1.70V/cell	19.83	13.39	10.24	5.761	3.807	2.160	1.629	1.110	0.735	0.624	0.331
1.75V/cell	18.05	12.77	9.759	5.636	3.762	2.144	1.615	1.103	0.729	0.618	0.325
1.80V/cell	16.34	12.05	9.271	5.508	3.712	2.127	1.597	1.091	0.720	0.609	0.312

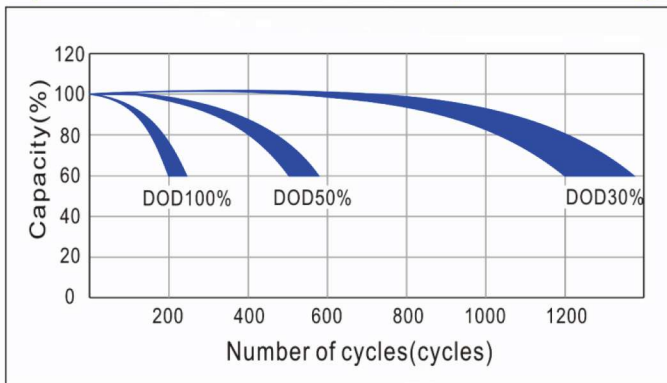
Charge Characteristics Curve



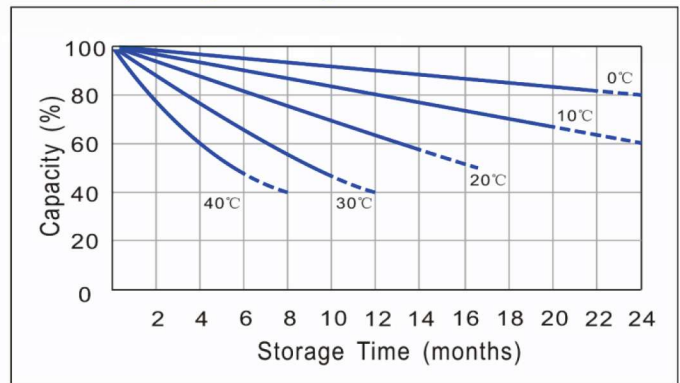
Discharge Characteristics Curve



Cycle service life in relation to depth of discharge



Capacity Storage Characteristics



CAPACITY FACTORS WITH DIFFERENT TEMPERATURE

Battery type		-20°C	-10°C	0°C	5°C	10°C	20°C	25°C	30°C	40°C	45°C
GEL Battery	6V & 12V	50%	70%	83%	85%	90%	98%	100%	102%	104%	105%
	2V	60%	75%	85%	88%	92%	99%	100%	103%	105%	106%
AGM Battery	6V & 12V	46%	66%	76%	83%	90%	98%	100%	103%	107%	109%
	2V	55%	70%	80%	85%	92%	99%	100%	104%	108%	110%

MAINTENANCE & CAUTIONS

☑ Charging Procedure:

Application	Charging method	Charge voltage at 25°C	Temperature compensation coefficient of charging voltage	Max. charging current	Temperature
For standby power source	Constant voltage charging (With current restriction)	2.25~2.30 V/cell	-3mV/°C/cell	0.2CA	-15~50°C
For cycle service		2.45~2.50 V/cell	-4mV/°C/cell	0.3CA	

☑ Every month, recommend inspection every battery voltage.

☑ Every three months, recommend equalization charge for one time. [Equalization charge method:](#)

Step 1: Discharge: 100% rate capacity discharge.

Step 2: Charge: Max. Current 0.3CA, constant voltage 2.45-2.50V/Cell charge 24h.

☑ Length of service life will be directly affected by the number of discharge cycles, depth of discharge, Ambient temperature and charging voltage.

☑ Charge the batteries at least once every six months, if they are stored at 25°C. [Charging Method:](#)

Constant Voltage: -0.2C×2h+2.45-2.50V/cell×24h, Max. Current 0.25CA

Constant Current: -0.2C×2h+0.1C×12h

Fast: -0.2C×2h+0.3C×4h

☑ Terminal of torque:

Bolt	M5	M6	M8
Terminal	T3, T10	T4, T7, T11, T12, T13	T5, T6, T8, T9, T14
Torque	6~7N.m	8~10N.m	10~12N.m