

Powered by

JPC 100-12 12V100Ah ▶

Lead carbon series Super carbon technology + deep circulation technology is adopted, which has the advantages of energy and service life. Strong over discharge recovery ability and excellent cycle life in PSoC state. Strong charging acceptance, and the charging time can be shortened by 30%.



► Specification

Cells Per Unit	6
Voltage Per Unit	12
Capacity	100Ah @ 10hr-rate to 1.80V per cell @25°C (77°F)
Weight	Approx. 32 kg(70.55 lbs)
Maximum Discharge Current	1000A (5sec)
Internal Resistance	Approx. 5 mΩ
Operating Temperature Range	Discharge: -15°C~50°C (5°F~122°F) Charge: -15°C~40°C (5°F~104°F) Storage: -15°C~40°C (5°F~104°F)
Nominal Operating Temperature Range	25°C±3°C (77°F±5°F)
Float Charging Voltage	13.5 to 13.8 VDC/unit Average at 25°C (77°F)
Recommended Maximum Charging Current Limit	30A
Equalization and Cycle Service	14.4 to 15.0 VDC/unit Average at 25°C (77°F)
Self Discharge	This is Batteries can be stored for more than 6 months at 25°C (77°F). Please charge batteries before using. For higher temperatures the time interval will be shorter.
Terminal	Thread lead alloy recessed terminal to accept M8 bolt
Container Material	ABS(UL 94-HB) & Flammability resistance of (UL 94-V0) can be available upon request.



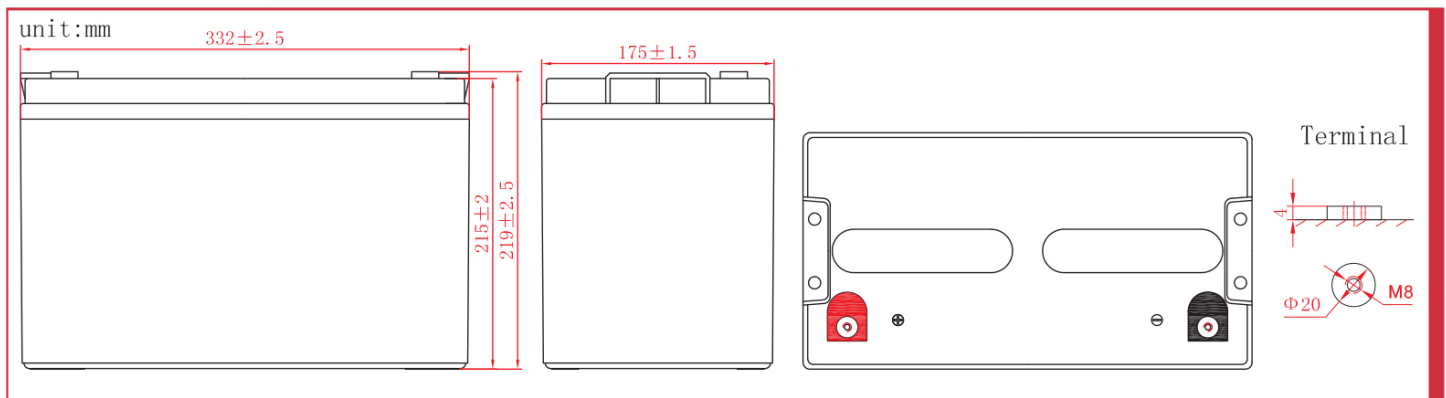
IT1548HL06061801



This is-manufactured **VRLA** (Absorbent **Glass Mat** type) batteries are UL-recognized components under UL2000.

This is also certified by ISO 9001 and ISO 14001.

► Dimensions :	Overall Height (H)	Container height (h)	Length (L)	Width (W)
	Unit: mm	219±2.5	215±2	332±2.5



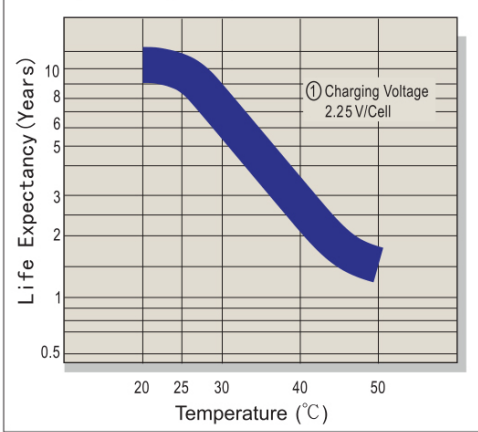
Constant Current Discharge Characteristics Unit : A(25°C/77° F)

F.V/Time	10min	15min	30min	1h	3h	5h	10h	20h
1.60V	225	169	106	63.7	26.8	17.9	10.3	5.47
1.67V	218	165	104	62.8	26.5	17.8	10.2	5.45
1.70V	214	162	102	62.1	26.4	17.7	10.2	5.43
1.75V	202	153	98.6	60.1	25.9	17.5	10.2	5.38
1.80V	184	142	93.9	57.5	24.9	17.0	10.0	5.30
1.85V	159	125	87.9	53.3	22.9	15.8	9.61	5.13

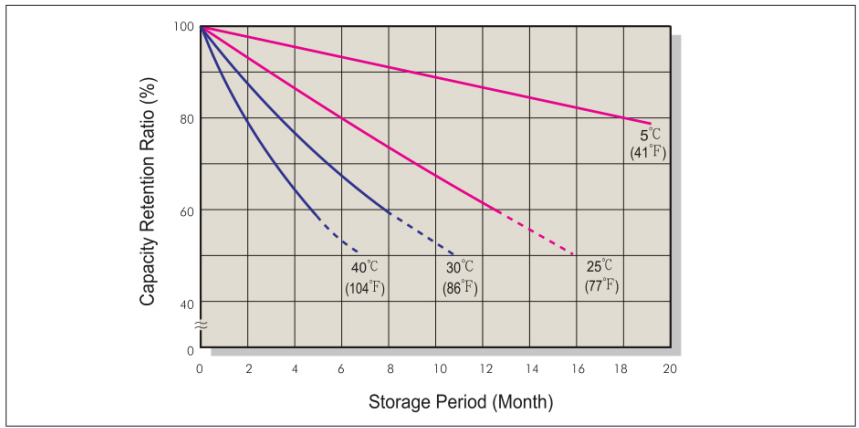
Constant Power Discharge Characteristics Unit : : W/cell (25°C/77° F)

F.V/Time	10min	15min	30min	1h	3h	5h	10h	20h
1.60V	399	322	200	121	52.8	35.0	20.2	10.8
1.67V	378	305	196	120	52.3	34.9	20.1	10.7
1.70V	363	292	194	119	51.9	34.8	20.1	10.7
1.75V	328	265	188	116	50.9	34.3	19.9	10.6
1.80V	288	234	179	112	49.1	33.4	19.7	10.4
1.85V	235	194	168	106	45.6	31.4	19.0	10.1

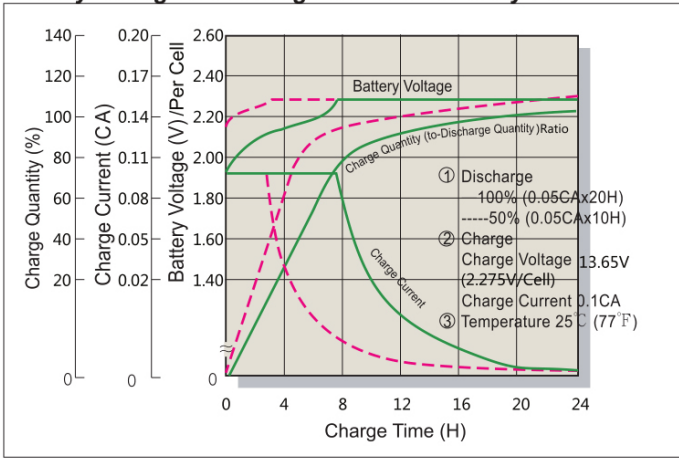
Trickle(or Float)Design Life



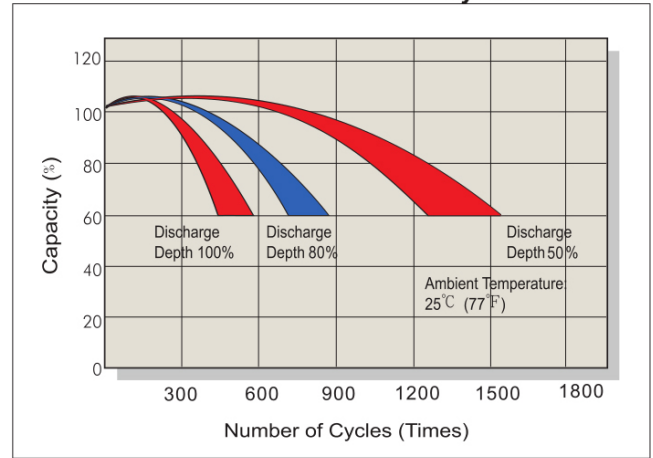
Capacity Retention Characteristic



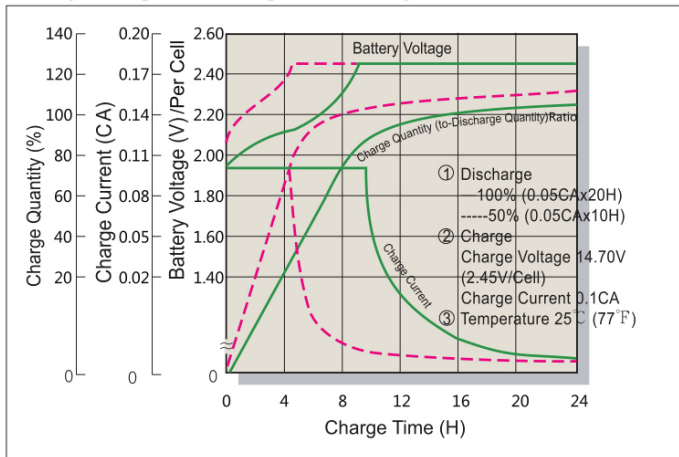
Battery Voltage and Charge Time for Standby Use



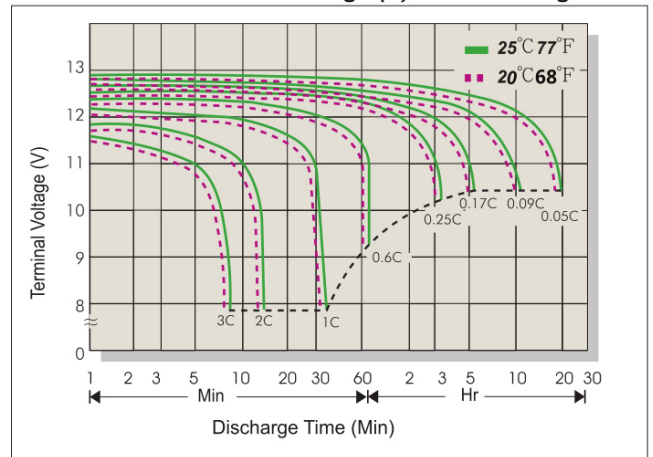
Cycle Service Life



Battery Voltage and Charge Time for Cycle Use



Terminal Voltage (V) and Discharge Time



Charging Procedures

Application	Charge Voltage(V/Cell)			Max.Charge Current
	Temperature	Set Point	Allowable Range	
Cycle Use	25°C (77°F)	2.45	2.40~2.50	0.25C
Standby	25°C (77°F)	2.275	2.25~2.30	

Discharge Current VS. Discharge Voltage

Final Discharge Voltage V/Cell	1.75	1.70	1.65	1.60
Discharge Current(A)	0.2C(A)	0.2C(A)<0.5C	0.5C(A)<1.0C	(A)>1.0C

Effect of temperature on capacity (10HR)

Temperature	Dependency of Capacity (10HR)
40 °C	102%
25 °C	100%
0 °C	85%
-15 °C	65%

Self-discharge Characteristics

Charge Voltage(V/Cell)	Charge Voltage(V/Cell)
3 Months	91%
6 Months	82%
12 Months	64%